




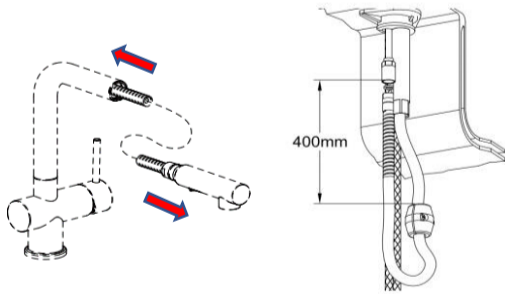
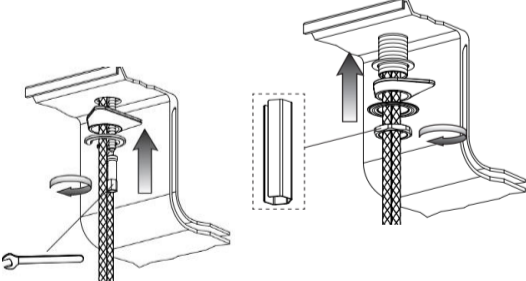


Mixer type	Problem	Possible causes	Solution
Revolving / Pull-out	Drip from the closed control aerator 	Cartridge damaged (by micro debris and impurities in the water)	<ul style="list-style-type: none"> <li>Replacement of the mixing cartridge</li> </ul> Tips for preserving the cartridge: - Installation of filter valves under the sink (if they are not present) - Periodic filter cleaning
Revolving / Pull-out	Visible leakage under the control knob 	Cartridge damaged (by micro debris and impurities in the water)	<ul style="list-style-type: none"> <li>Replacement of the mixing cartridge</li> </ul> Tips for preserving the cartridge: - Installation of filter valves under the sink (if they are not present) - Periodic filter cleaning
Revolving	Visible leakage in the spout rotation area 	Wear and tear of the seals due to wear and tear (from daily use), impurities in the water, limescale and incorrect maintenance	Seal replacement using sealing kit
Revolving / Pull-out	Reduced flow rate 	Thick dirt on the filters and/or in the aerator Incorrect installation of the supply hoses	1 - Inspection and cleaning of the filter/aerator 2 - Check that the hoses are not bent/twisted 3 - Clean the filters under the sink
Pull-out	Reduced flow rate	Spray head and check valve	In addition to the checks in the previous point, please also check the check valve in the spray head, if any
Pull-out	Spraying from both spray head nozzles 	Internal components and seals damaged by impurities	Spray head replacement
Pull-out	The spray head is barely pulled out of its seat The hand shower hardly gets back into position 	Wrong installation of the counterweight	Check the correct position of the counterweight along the hose of the pull-out spray head (and lubricate the seal on the spray head shank if necessary)
Revolving / Pull-out	The mixer is not stable on the sink surface 	Wrong installation	Check the correct tightening of the fixing kit and evaluate the possible use of the triangular support

The notes indicated in the table are intended to supplement the *Product Warranty*, which should be read in order to ensure correct installation, use and maintenance of the product itself